

Year 11 Activity Survey

**Cams Hill School
Hampshire
Autumn 2020**



Youth Analysis Service
Data & Information Team
YAS.Team@hants.gov.uk

Glossary of Terms

Common Terms
BME – Black and Minority Ethnic.
DfE – Department for Education.
Destination – The activity of a young person.
E&T - Education and Training.
EET – In Education, Employment or Training.
EOTAS - Educated Other Than At School including Home Educated.
FTE - Full Time Education.
SEND – Special Educational Needs and Disability.
NEET – Not in Education, Employment or Training.
RPA – Raising the Participation Age. (https://www.gov.uk/government/policies/increasing-opportunities-for-young-people-and-helping-them-to-achieve-their-potential/supporting-pages/raising-the-participation-age).
Unknown – Young people whose destination cannot be confirmed.

Destination Categories
Sixth Form College/School – Includes Sixth Form College and School Sixth Form.
FE College – Further Education.
Other Ed inc. Traineeship – Includes Year 11, Higher Education, education outside of area, moved out of area to education, Gap Year students, independent specialist providers, custodial sentences and traineeships.
Non-Emp Training (FT) – Includes full time provider-based foundation learning and supported internships.
Emp (FT) inc. Apprenticeship– Includes full time jobs with training (nb employed and self-employed) and apprenticeships.
EET (no RPA) inc. PT Emp – Includes full time jobs without training and part-time education/ employment/ training.
NEET - Available – Unemployed but potentially available for work.
NEET - Not Available – Unemployed and unavailable for work, e.g. young carers and asylum seekers.
Other – Includes unknowns, moved out of area to unknown activity, pregnancies, teenage parents, illness and unpaid personal development opportunities (nb activities to support young people to enter EET).

Programme Types
Level 3 - A levels – Includes GCE A level, and Vocational A level.
Level 3 - Technical – Includes all vocational programmes run by awarding bodies such as BTEC, CTEC, NVQ etc.
Level 2 - GCSEs – Includes all GCSEs.
Level 2 - Technical – Includes all vocational programmes run by awarding bodies such as BTEC, CTEC, NVQ etc.
Level 1 - Technical – Includes all vocational programmes run by awarding bodies such as BTEC, CTEC, NVQ etc.
Other Education Course incl. Traineeships – Includes continuation years of any programme, traineeships, higher education courses and programme types not specified in the data sent by further education establishments.

Note
Due to rounding of multiple numbers the figures in some tables may not always add up to 100%.
The data relating to the gender of the young people only includes those people who consented to having their gender recorded. As such the totals may not match the expected cohorts where a gender isn't logged.
The cohort for the Activity Survey is based on the previous year 11 September Guarantee cohort. The contents of this Activity Survey booklet will therefore differ from other school statistics published on government websites that are compiled using a different cohort.

Contents

• Glossary of Terms	2
• Introduction	5
• Careers Adviser Summary	6
• Raising the Participation Age (RPA) Summary	7
• Leaver Destinations	8
• Programme Type and Level	12
• Leaver Destinations by Gender	14
• September Guarantees and RPA Met	16
• Intended and Actual Destinations	18
• Post 16 Establishments Attended	19
• Appendix	21

Introduction

This booklet has been put together by the Youth Analysis Service (YAS) for schools and academies (referred to as establishments in this booklet) across Hampshire. It provides key figures for young people who completed Year 11 on 31st August 2020.

The topics covered in this report are based on the performance measures used by the Department for Education (DfE). Figures are given at establishment and Local Authority (LA) level.

This booklet acts as a resource for establishments to monitor their current performance, to plan future strategies and to spot potential issues before they arise.

This booklet is based on a cohort of young people who were recorded as being academically aged Year 11 and in an establishment in Hampshire as of 31st May 2020. The data relating to the cohort is a snapshot of their status as of 1st November 2020.

The following data and information in this booklet has been compiled from the Client Caseload Information System (CCIS) used by the Youth Support Service (YSS) in Hampshire. The content is generated by a program designed to identify the destinations, as of 1st November 2020, of young people who completed Year 11 in the academic year 2019/20.

Due to Raising the Participation Age (RPA) legislation, as of summer 2014, young people are under a duty to participate in education or training until at least their 18th birthday, although in practice most young people continue until the end of the academic year in which they turn 18 (academic Year 13).

This is an important piece of education legislation with particular relevance to vulnerable young people. As a high performing education sector, nine out of ten young people in Hampshire already progress successfully to post 16 education and training. Due to this legislation, it is now even more important that our services support all young people with participating in post secondary education. Primary responsibility for providing independent and impartial careers guidance on participation options now rests with establishments directly.

Careers Advice and Guidance is provided by Hampshire Futures

The work delivered by the Careers Adviser(s) is negotiated within the contracted hours of delivery and has included:

- Support to the school/college to meet and work towards the duty to secure independent, impartial careers guidance by provision of individual careers interviews, drop-in sessions, group work, assemblies and presentations. During the closure of schools in the Summer term, remote guidance was offered by telephone or video call, and access to a wide range of careers resources continues to be available through our careers website:
<https://www.hants.gov.uk/educationandlearning/hampshirefutures/yourfuture>
- Provision of information, advice and guidance on all aspects of progression pathways, education, training, employment, volunteering and careers and support for the school/college to maintain an up to date and comprehensive selection of information resources.
- In collaboration with the school, identifying students at risk of becoming NEET, to target advice and support at key transition times (including young people in care, young people with SEND, young people not attending, young people facing barriers to their progression).
- Support for parents/carers to understand the resources and range of options available, by attending Parents' Evenings and events and responding to individual enquiries.
- Advice to school on developing their careers programme and planning for the full Implementation of the 8 Gatsby Benchmarks, as detailed in the Statutory Guidance: https://assets.publishing.service.gov.uk/government/uploads/system/uploads/attachment_data/file/748474/181008_schools_statutory_guidance_final.pdf
- Links to the Hampshire Futures Employment and Skills Hub for assistance with Work Experience Health and Safety checks and securing Employers to attend school careers events.

Key Contacts for Hampshire Futures

Programme Manager:	Rachael Ives	rachael.ives@hants.gov.uk
Development Manager:	Sarah Roche	sarah.roche@hants.gov.uk
Team Manager:	Jane Stocker	jane.stocker@hants.gov.uk

@hantsfutures  

Raising the Participation Age (RPA) Summary

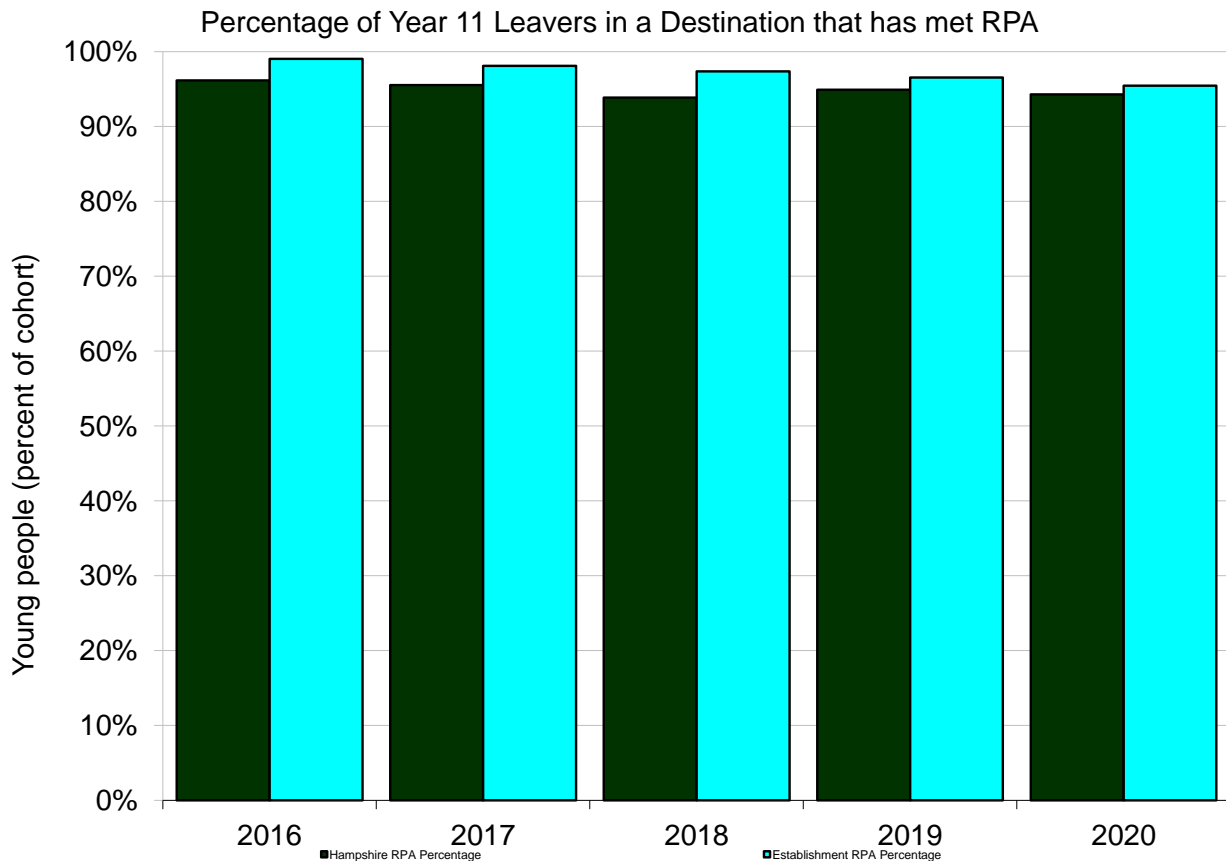
Table 1 shows the percentage of Year 11 leavers who were in a (DfE defined) participating destination for the last 5 years. The 'Other' category includes young people whose destination is unknown or who have moved out of the area, and young people who have a RPA status 'Working towards participation' or 'Temporary Break'.

Table 1.

Destination	2016	2017	2018	2019	2020
RPA Met	12,781	12,471	12,245	12,736	12,832
RPA Not Met	293	268	256	362	241
Other	218	315	544	318	536
Hampshire Total Cohort	13,292	13,054	13,045	13,416	13,609
Hampshire RPA Percentage	96%	96%	94%	95%	94%
RPA Met	207	205	222	223	210
RPA Not Met	1	1	5	5	2
Other	1	3	1	3	8
Establishment Total Cohort	209	209	228	231	220
Establishment RPA Percentage	99%	98%	97%	97%	95%

Graph 1 shows 5 years of participation data for Cams Hill School and Hampshire as a whole, providing a comparison between the two levels.

Graph 1.



Hampshire Leaver Destinations (2016-2020)

Table 2a shows the number of Year 11 leavers who were in each destination category for the last 5 years at LA level. Table 2b shows the same data as percentages.

The figures have been grouped into 9 categories so the data can be displayed more clearly. The Destination Category table in the glossary on page 2 defines each category.

Table 2a.

Destination	2016	2017	2018	2019	2020
Sixth Form College/School	6,929	6,613	6,486	6,742	6,923
FE College	5,046	5,212	5,229	5,359	5,401
Other Ed inc. Traineeship	153	21	79	45	32
Non-Emp Training (FT)	19	39	24	44	27
Emp (FT) inc. Apprenticeship	634	586	427	546	449
Participating Total	12,781	12,471	12,245	12,736	12,832
EET (no RPA) inc. PT Emp	168	158	158	234	142
NEET - Available	119	104	87	111	93
NEET - Not Available	6	6	11	17	6
Not Participating Total	293	268	256	362	241
Other	218	315	544	318	536
Total	13,292	13,054	13,045	13,416	13,609

Table 2b.

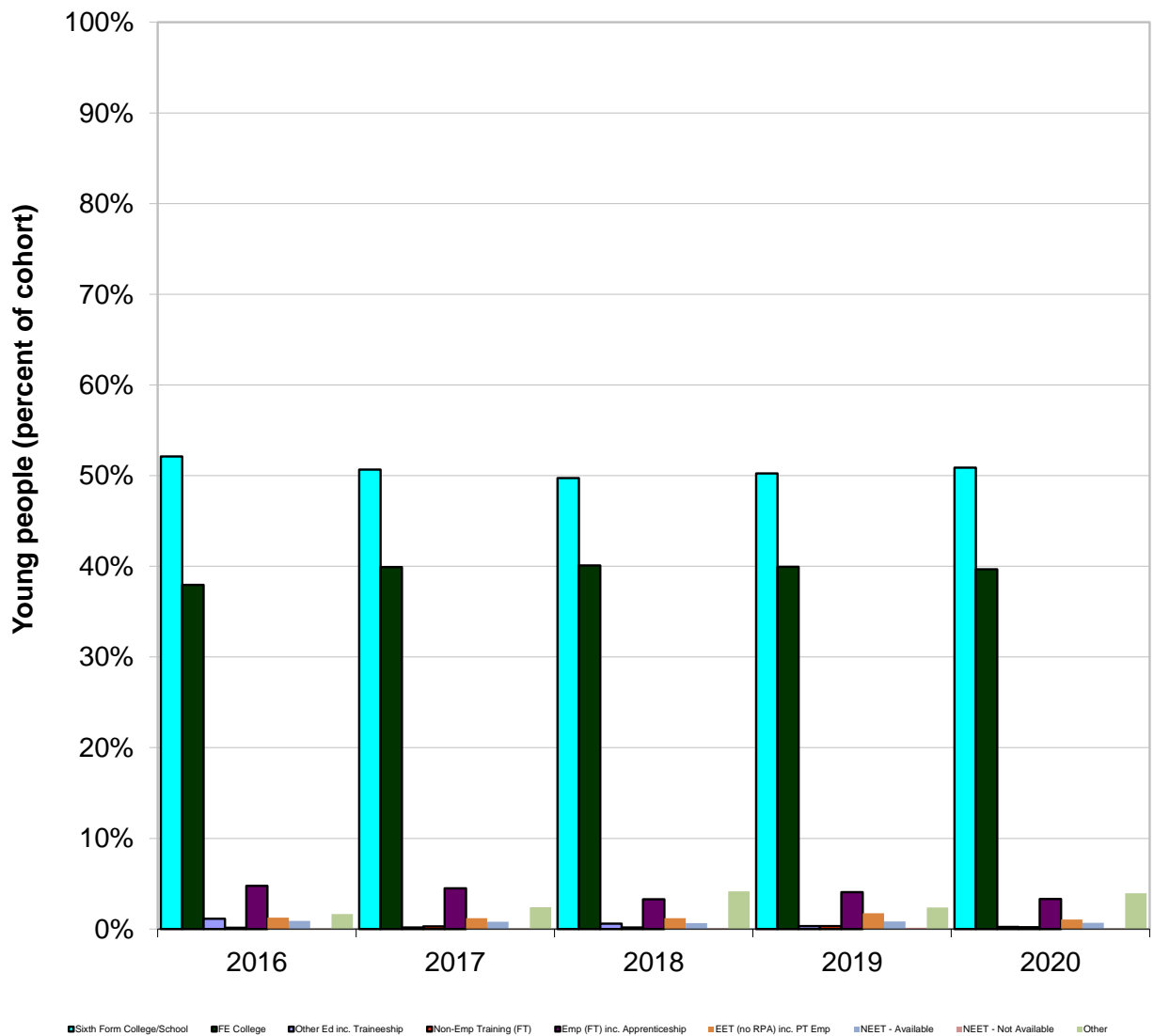
Destination	2016	2017	2018	2019	2020
Sixth Form College/School	52.1%	50.7%	49.7%	50.3%	50.9%
FE College	38.0%	39.9%	40.1%	39.9%	39.7%
Other Ed inc. Traineeship	1.2%	0.2%	0.6%	0.3%	0.2%
Non-Emp Training (FT)	0.1%	0.3%	0.2%	0.3%	0.2%
Emp (FT) inc. Apprenticeship	4.8%	4.5%	3.3%	4.1%	3.3%
Participating Total	96.2%	95.5%	93.9%	94.9%	94.3%
EET (no RPA) inc. PT Emp	1.3%	1.2%	1.2%	1.7%	1.0%
NEET - Available	0.9%	0.8%	0.7%	0.8%	0.7%
NEET - Not Available	0.0%	0.0%	0.1%	0.1%	0.0%
Not Participating Total	2.2%	2.1%	2.0%	2.7%	1.8%
Other	1.6%	2.4%	4.2%	2.4%	3.9%
Total	100.0%	100.0%	100.0%	100.0%	100.0%

Hampshire Leaver Destinations (2016-2020)

Graph 2 shows that over the last 5 years, across Hampshire, the majority of Year 11 leavers have gone on to either 'College FE' or 'Sixth Form'.

Graph 2.

Destinations of Year 11 Leavers - LA Level



Establishment Leaver Destinations (2016-2020)

Table 3a shows the number of Year 11 leavers who were in each destination category for the last 5 years for Cams Hill School. Table 3b shows the same data as percentages.

Table 3a.

Destination	2016	2017	2018	2019	2020
Sixth Form College/School	96	121	104	109	121
FE College	102	74	109	105	77
Other Ed inc. Traineeship	1	1	2	0	0
Non-Emp Training (FT)	1	1	0	2	0
Emp (FT) inc. Apprenticeship	7	8	7	7	12
Participating Total	207	205	222	223	210
EET (no RPA) inc. PT Emp	1	0	3	3	1
NEET - Available	0	1	2	2	1
NEET - Not Available	0	0	0	0	0
Not Participating Total	1	1	5	5	2
Other	1	3	1	3	8
Total	209	209	228	231	220

Table 3b.

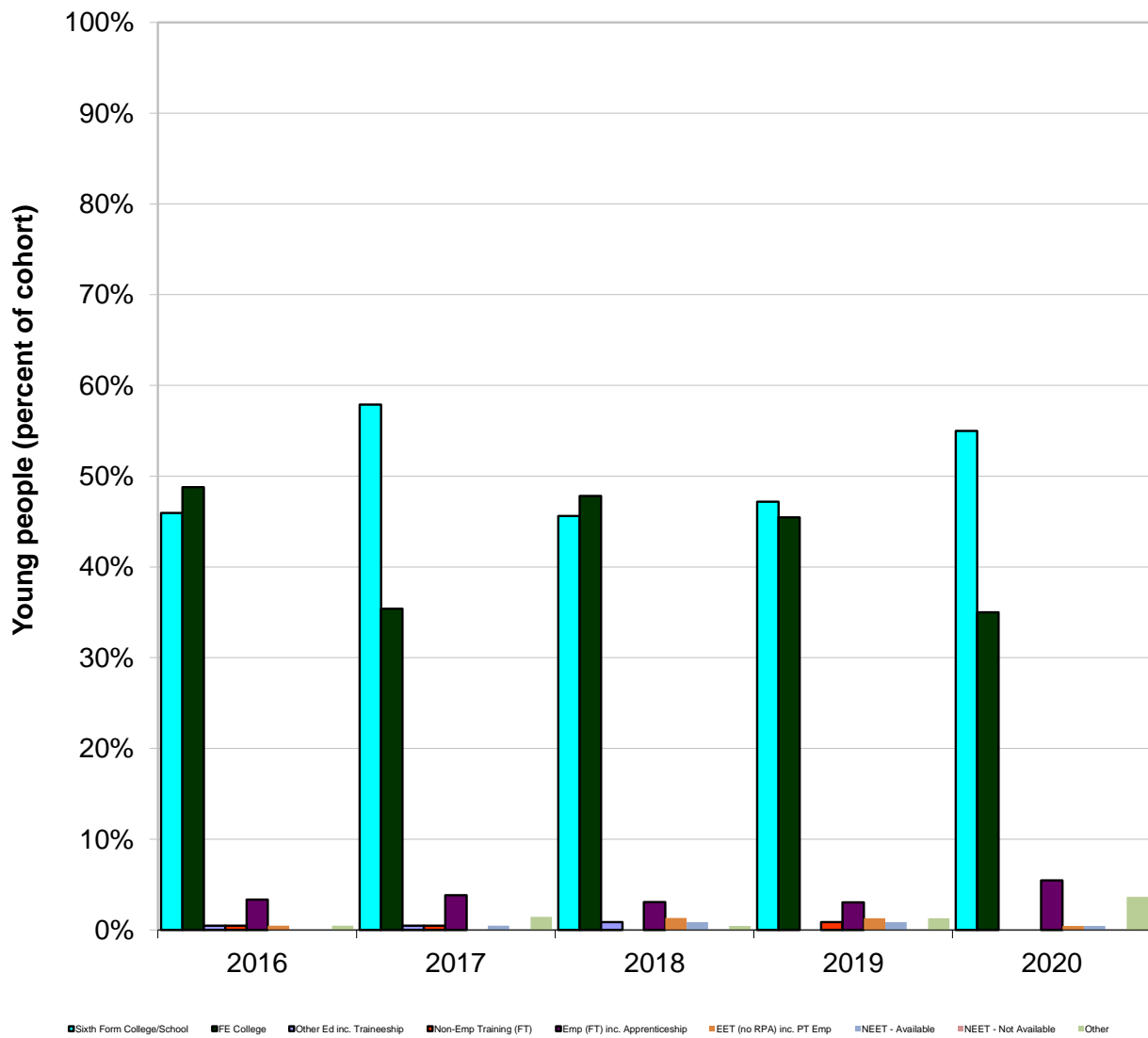
Destination	2016	2017	2018	2019	2020
Sixth Form College/School	45.9%	57.9%	45.6%	47.2%	55.0%
FE College	48.8%	35.4%	47.8%	45.5%	35.0%
Other Ed inc. Traineeship	0.5%	0.5%	0.9%	0.0%	0.0%
Non-Emp Training (FT)	0.5%	0.5%	0.0%	0.9%	0.0%
Emp (FT) inc. Apprenticeship	3.3%	3.8%	3.1%	3.0%	5.5%
Participating Total	99.0%	98.1%	97.4%	96.5%	95.5%
EET (no RPA) inc. PT Emp	0.5%	0.0%	1.3%	1.3%	0.5%
NEET - Available	0.0%	0.5%	0.9%	0.9%	0.5%
NEET - Not Available	0.0%	0.0%	0.0%	0.0%	0.0%
Not Participating Total	0.5%	0.5%	2.2%	2.2%	0.9%
Other	0.5%	1.4%	0.4%	1.3%	3.6%
Total	100.0%	100.0%	100.0%	100.0%	100.0%

Establishment Leaver Destinations (2016-2020)

Comparing graph 3 with graph 2 shows the percentage of Year 11 leavers from Cams Hill School who are now in 'FE College' is lower than the Hampshire percentage but the percentage in 'Sixth Form College/School' is higher than the Hampshire percentage.

Graph 3.

Destinations of Year 11 Leavers - Establishment Level



Hampshire Programme Type and Level

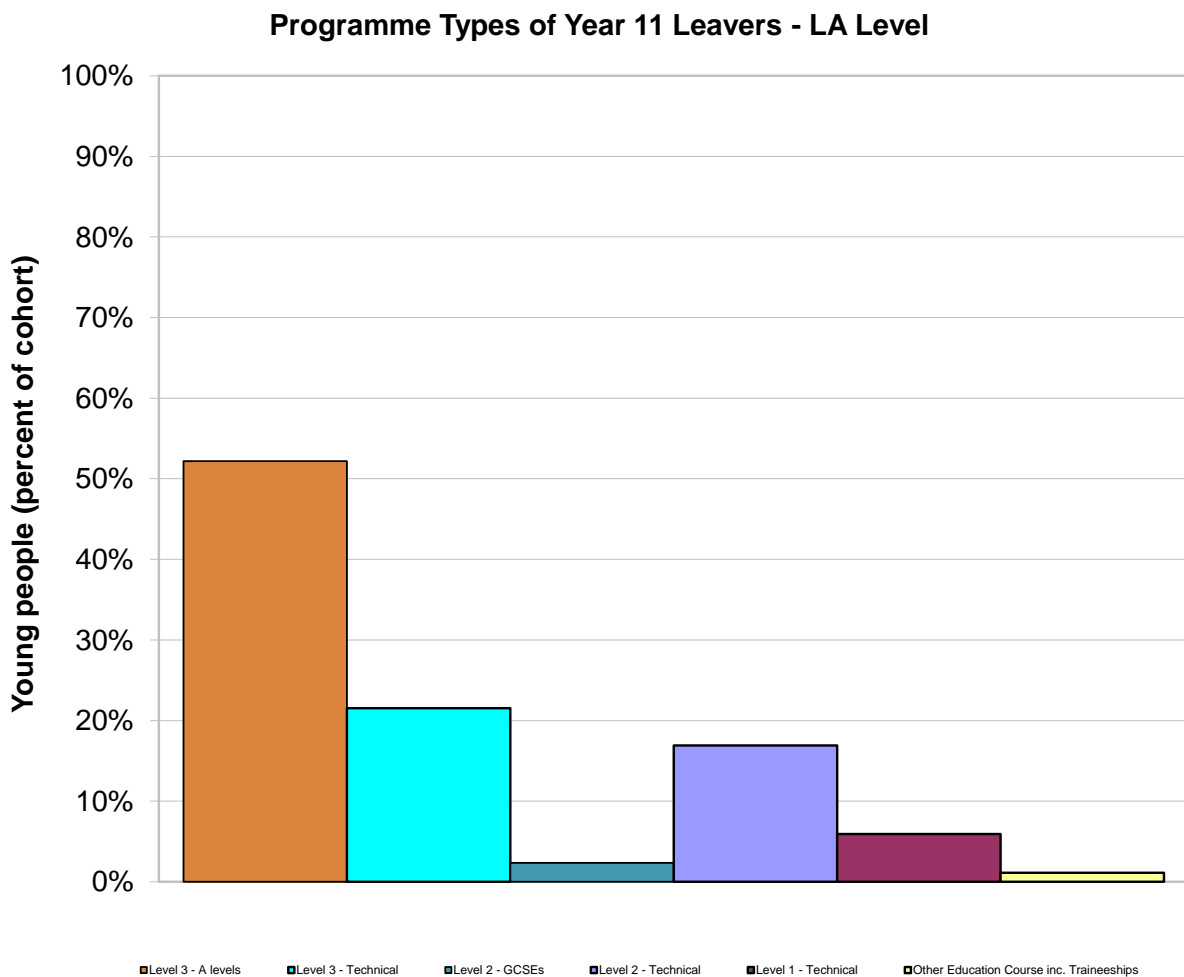
Table 4 shows the programme types (as both a number and a percentage) of Year 11 leavers who went on to full time education across Hampshire.

Table 4.

Programme Type	Total	
Level 3 - A levels	6,442	52%
Level 3 - Technical	2,656	22%
Level 2 - GCSEs	288	2%
Level 2 - Technical	2,086	17%
Level 1 - Technical	732	6%
Other Education Course inc. Traineeships	137	1%
Education Total	12,341	100%

The figures have been grouped into 7 categories so the data can be displayed more clearly. The Programme Type table in the glossary on page 2 defines each category.

Graph 4.



Establishment Programme Type and Level

Table 5 shows the programme types (as both a number and a percentage) of Year 11 leavers who went on to full time education from Cams Hill School.

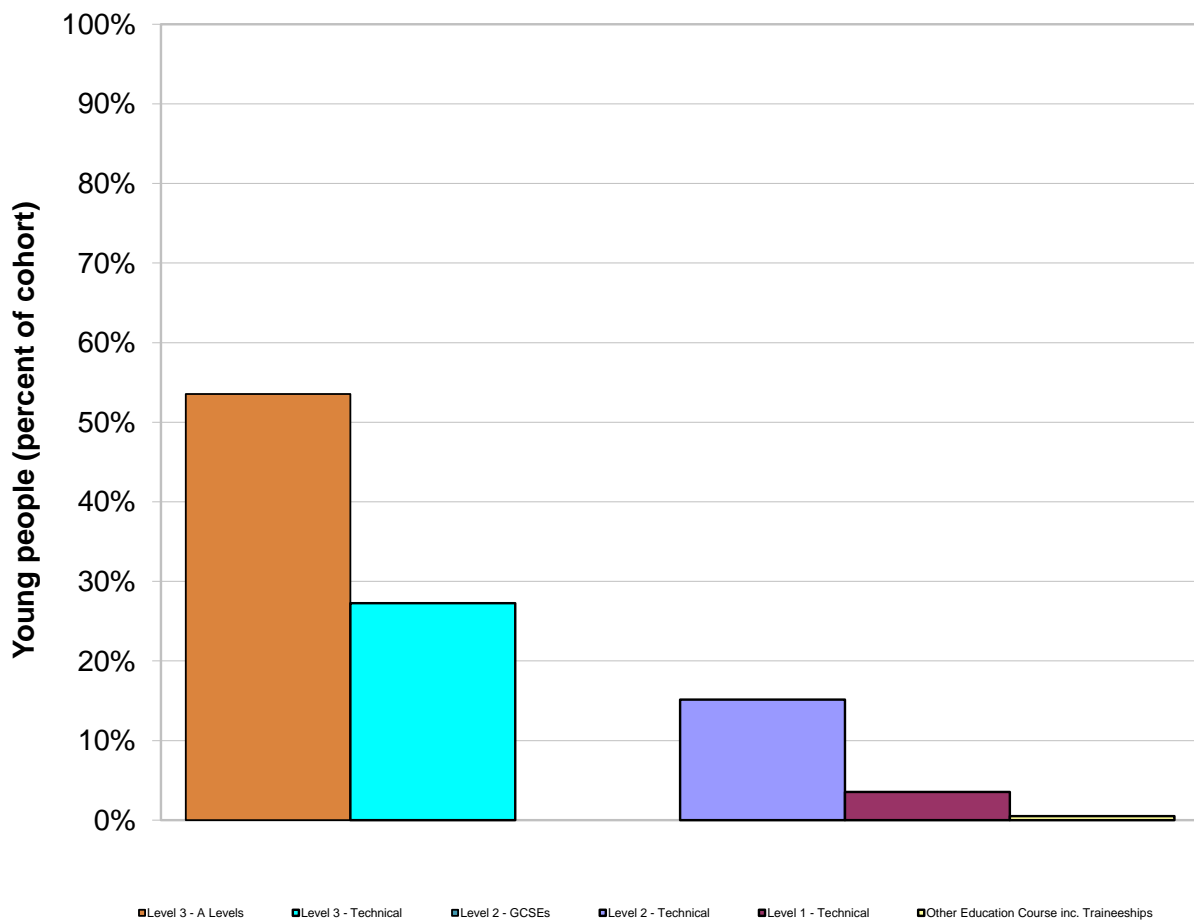
Table 5.

Programme Type	Total	
Level 3 - A Levels	106	54%
Level 3 - Technical	54	27%
Level 2 - GCSEs	0	0%
Level 2 - Technical	30	15%
Level 1 - Technical	7	4%
Other Education Course inc. Traineeships	1	1%
Education Total	198	100%

Comparing graph 5 with graph 4 shows that the percentage of Year 11 leavers going into education from Cams Hill School who are now enrolled on 'Level 1 - Technical is lower than the Hampshire percentage but 'Level 3 - Technical is higher than the Hampshire percentage.

Graph 5.

Programme Types of Year 11 Leavers - Establishment Level



Hampshire Leaver Destinations by Gender

Table 6 shows the destinations of Year 11 leavers, at LA level, by gender.

Table 6.

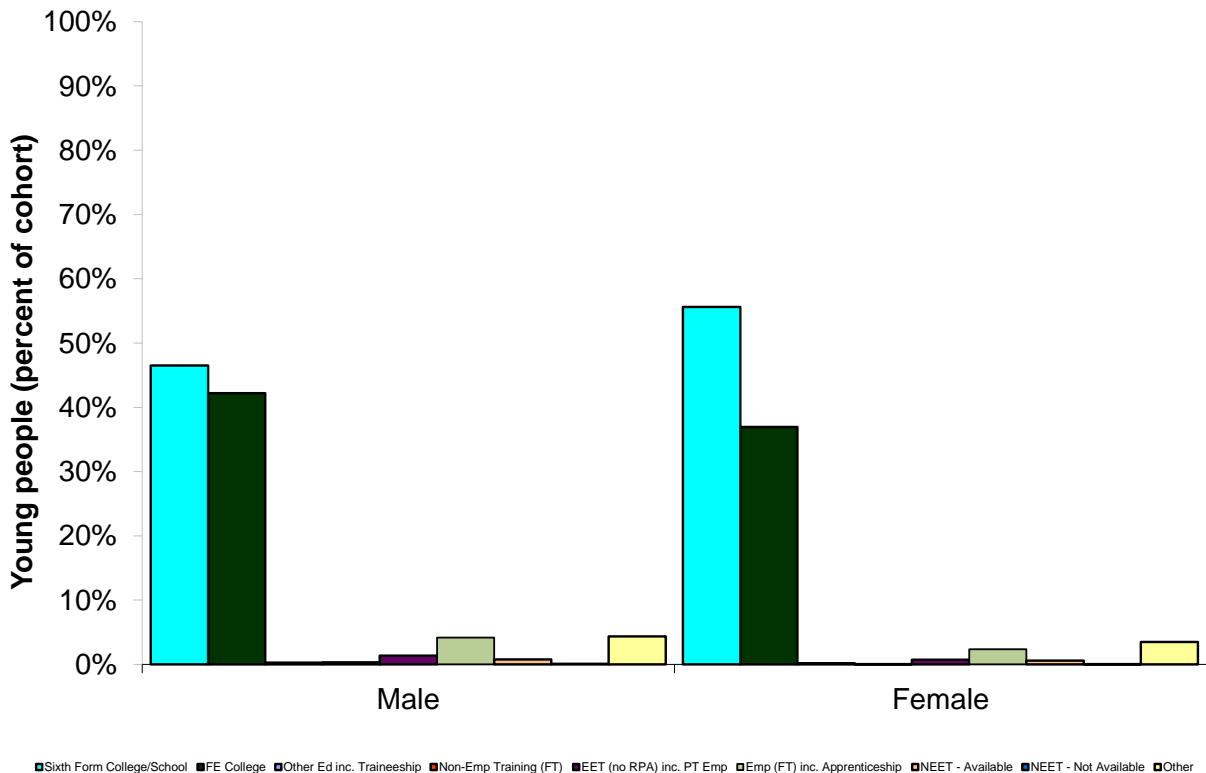
Destination	Male		Female	
Sixth Form College/School	3,293	46%	3,629	56%
FE College	2,990	42%	2,410	37%
Other Ed inc. Traineeship	19	0%	13	0%
Non-Emp Training (FT)	23	0%	4	0%
Emp (FT) inc. Apprenticeship	295	4%	154	2%
Participating Total	6,620	93%	6,210	95%
EET (no RPA) inc. PT Emp	95	1%	47	1%
NEET - Available	55	1%	38	1%
NEET - Not Available	5	0%	1	0%
Not Participating Total	155	2%	86	1%
Other	307	4%	229	4%
Total	7,082	100%	6,525	100%

Graph 6 shows that the general trend across Hampshire is for the majority of both genders to go on to post 16 education, with Sixth Form College/School being the more common destination. This is to be expected as a result of the balance of Sixth Form Colleges/Schools and FE Colleges in Hampshire.

The percentage of Year 11 leavers not meeting RPA requirements (nb in a non-participating destination or 'Other' destination) is low for both genders (7% for males and 5% for females).

Graph 6.

Destinations of Year 11 Leavers by Gender - LA Level



Establishment Leaver Destinations by Gender

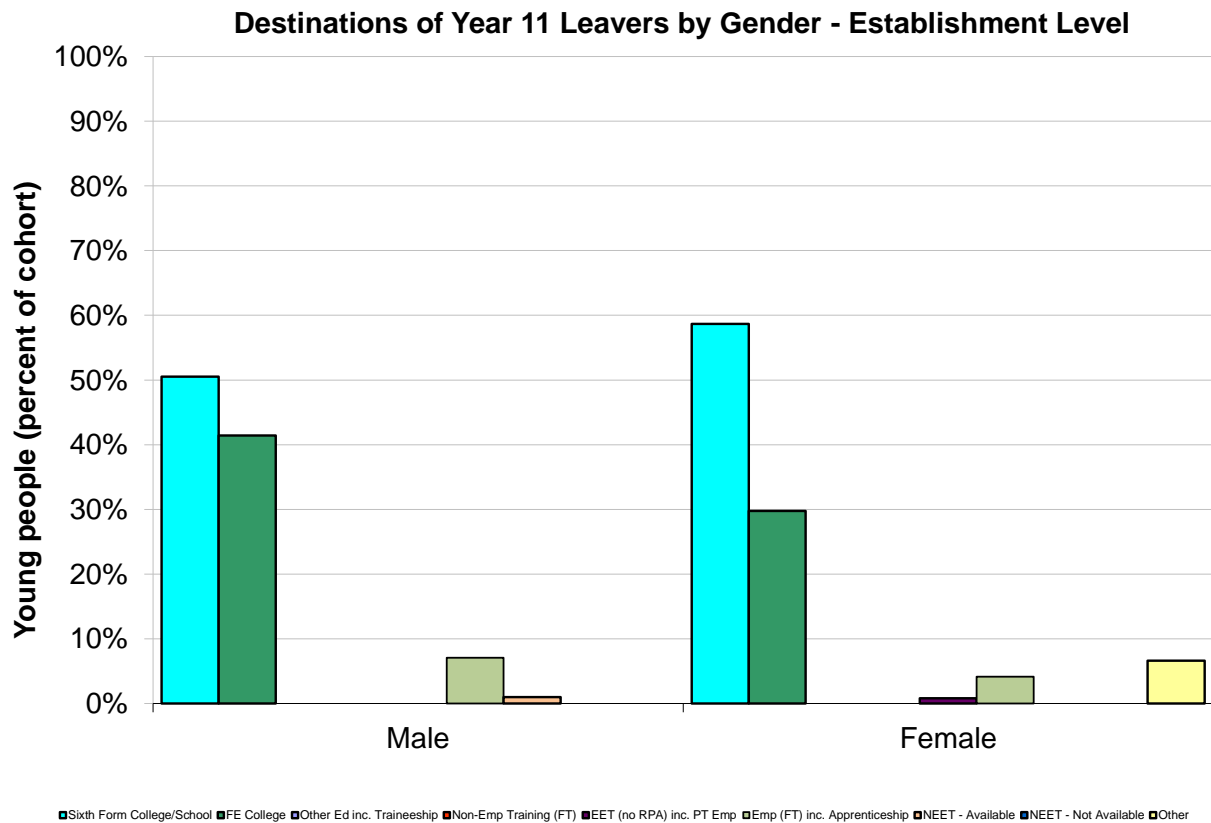
Table 7 shows the destinations of Year 11 leavers, for Cams Hill School, by gender.

Table 7.

Destination	Male		Female	
Sixth Form College/School	50	51%	71	59%
FE College	41	41%	36	30%
Other Ed inc. Traineeship	0	0%	0	0%
Non-Emp Training (FT)	0	0%	0	0%
Emp (FT) inc. Apprenticeship	7	7%	5	4%
Participating Total	98	99%	112	93%
EET (no RPA) inc. PT Emp	0	0%	1	1%
NEET - Available	1	1%	0	0%
NEET - Not Available	0	0%	0	0%
Not Participating Total	1	1%	1	1%
Other	0	0%	8	7%
Total	99	100%	121	100%

Graph 7 shows, amongst Year 11 leavers from Cams Hill School, females are more likely to go on to 'Sixth Form College/School' than males are, whereas a higher percentage of males than females move into 'FE College'.

Graph 7.



Hampshire September Guarantees and RPA Met

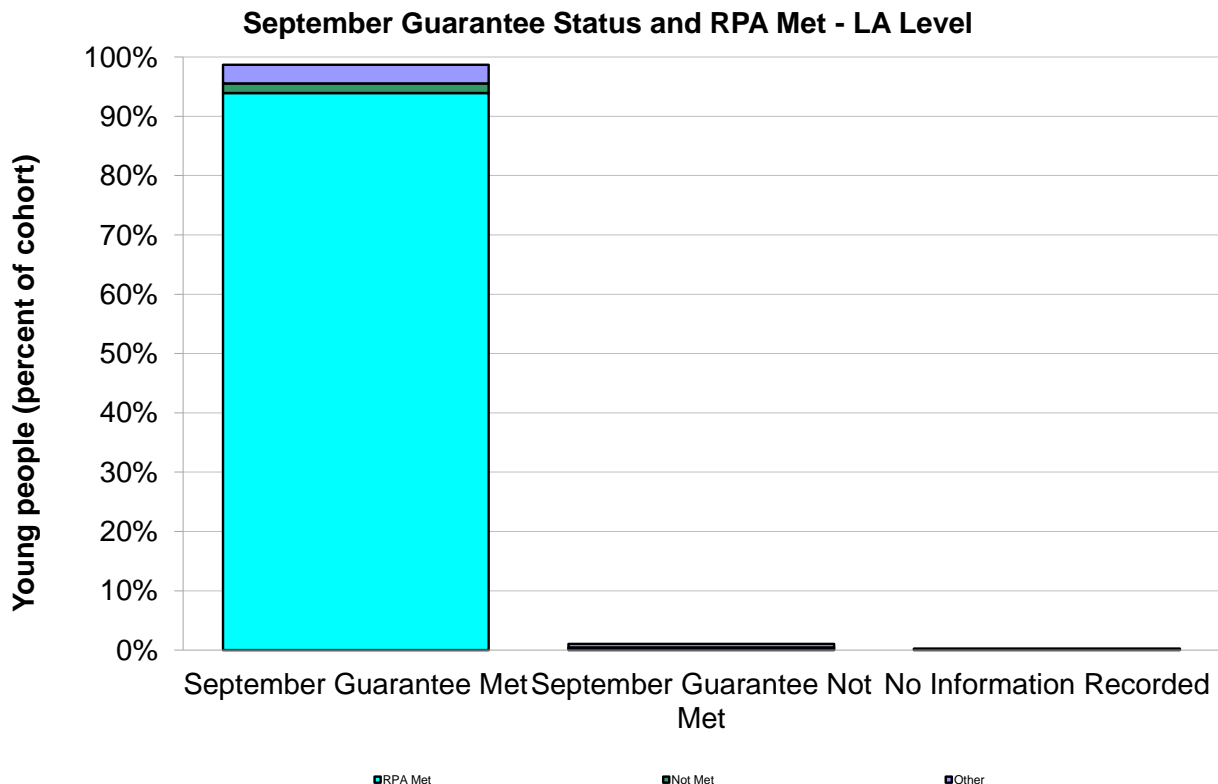
September Guarantees should give Year 11 leavers the opportunity to enter a destination that meets RPA. The height of the bars on graph 12 show the percentage of young people who received a September Guarantee. The colour of the bar shows the proportion of those young people who are now in a destination that meets RPA. The majority of people who had a guarantee went on to meet RPA, which shows the effectiveness of the September Guarantee process.

Table 12 compares the number of Year 11 leavers who had a September Guarantee with the number now in a destination that meets the RPA requirements at LA level (see appendix for the destination types that count as 'RPA Met').

Table 12.

September Guarantee Status	RPA Met?	Total	
September Guarantee Met	RPA Met	12,781	94%
	Not Met	221	2%
	Other	426	3%
Guarantee Total		13,428	99%
September Guarantee Not Met	RPA Met	31	0%
	Not Met	29	0%
	Other	83	1%
No Guarantee Total		143	1%
No Information Recorded	RPA Met	10	0%
	Not Met	1	0%
	Other	27	0%
Not Recorded Total		38	0%
Grand Total		13,609	100%

Graph 12.



Establishment September Guarantees and RPA Met

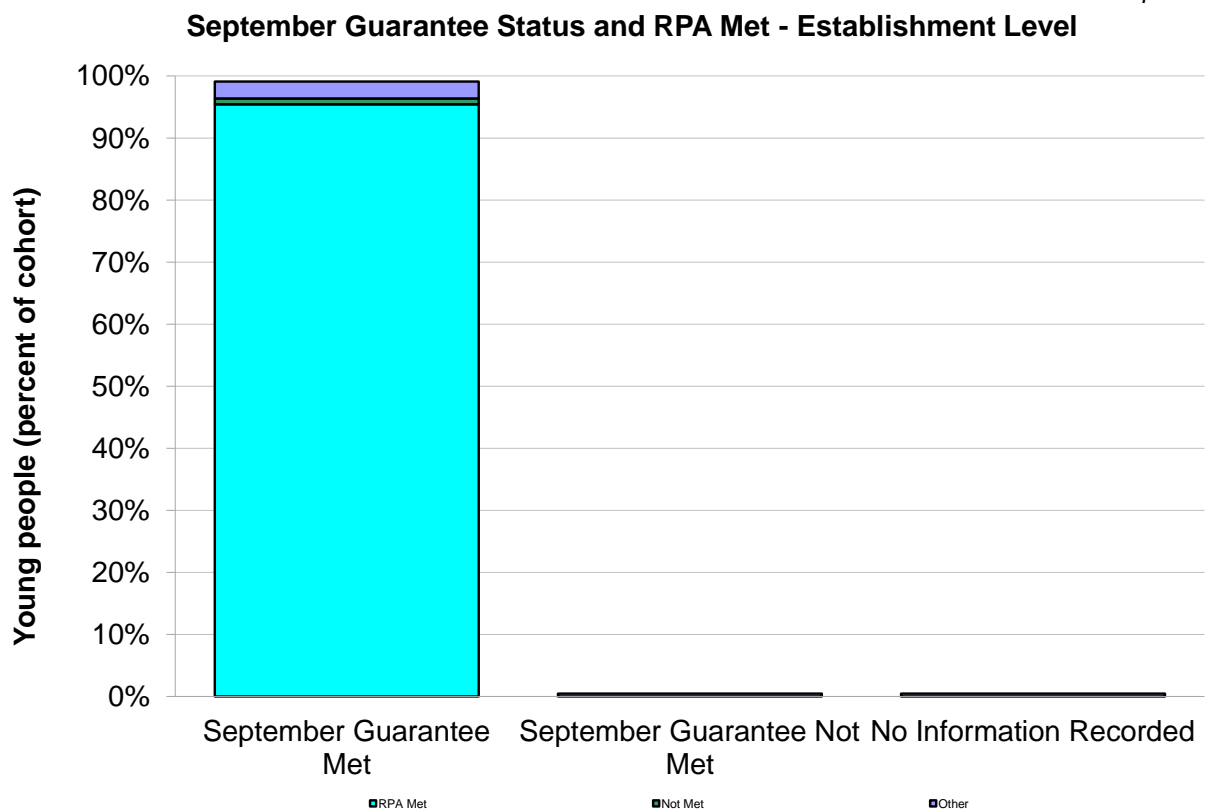
Table 13 compares the number of young people who had a September Guarantee with the number now in a destination that meets the RPA requirements for Cams Hill School.

Graph 13 shows that of the Year 11 leavers from Cams Hill School who had a September Guarantee most are now in a destination that meets the RPA requirements.

Table 13.

September Guarantee Status	RPA Met?	Total	
September Guarantee Met	RPA Met	210	95%
	Not Met	2	1%
	Other	6	3%
Guarantee Total		218	99%
September Guarantee Not Met	RPA Met	0	0%
	Not Met	0	0%
	Other	1	0%
No Guarantee Total		1	0%
No Information Recorded	RPA Met	0	0%
	Not Met	0	0%
	Other	1	0%
Not Recorded Total		1	0%
Grand Total		220	100%

Graph 13.



Intended and Actual Destinations

Tables 14a and 14b show the Intended Destinations of Year 11 leavers and whether their current destination is the same as their intended. Table 14a shows this at LA level and Table 14b at establishment level.

Hampshire

Table 14a.

Intended Destination	Int Dest: Met	Int Dest: Not Met	Other	Total
Education	10,759	347	218	11,324
Training - incl. Apprenticeship	448	43	55	546
Destination not meeting RPA	34	0	8	42
Undecided	71	0	12	83
No Information Obtained	1,371	0	243	1,614
Total	12,683	390	536	13,609

Cams Hill School

Table 14b.

Intended Destination	Int Dest: Met	Int Dest: Not Met	Other	Total
Education	189	5	6	200
Training - incl. Apprenticeship	8	0	0	8
Destination not meeting RPA	1	0	0	1
Undecided	6	0	1	7
No Information Obtained	3	0	1	4
Total	207	5	8	220

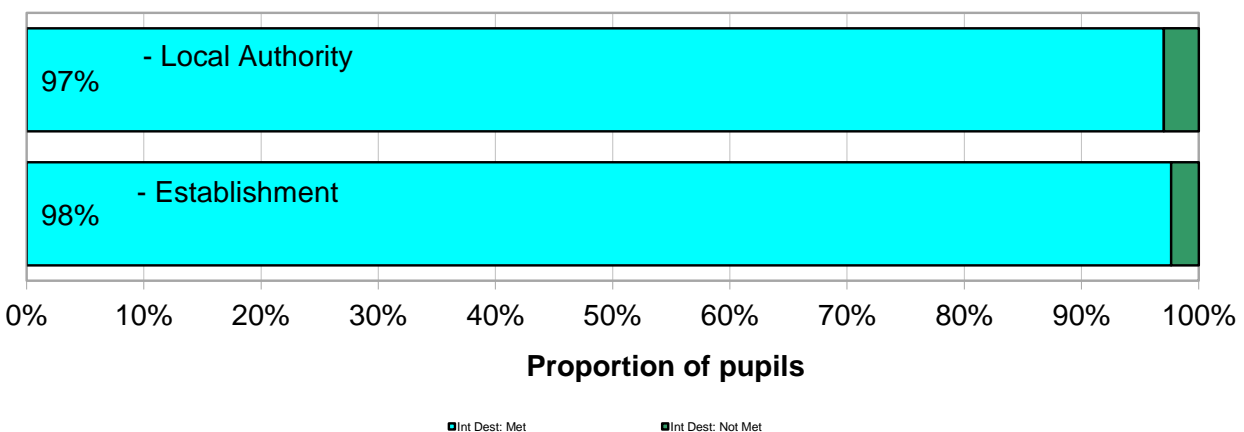
Tables 14a and 14b show that overall the majority of Year 11 leavers do go on to a destination that matches their intended destination.

Graph 14 compares the proportion of Hampshire leavers who go on to their intended destination with the proportion of Cams Hill School leavers who did so. The 'Other' category figures have not been included in graph 14, as the relevant information is not available to put them in either category.

As graph 14 shows, the proportion of Cams Hill School leavers going on to their intended destination is similar to the Hampshire average.

Graph 14.

Proportion of Year 11 Leavers who met their Intended Destination



Post 16 Establishments Attended

Certain factors can greatly influence the appeal of a post 16 educational establishment, such as the type of courses offered. Table 15 shows the establishments attended, as of 1st November 2020, by the Year 11 leavers from Cams Hill School who continued in full-time education at establishment level. The figures include young people repeating a year of statutory education.

This data is only for the three most popular establishments. Year 11 leavers also attended Havant and South Downs College, Peter Symonds College, Itchen College, St Vincent College, Chichester College Group, Eastleigh College, Highbury College, Sparsholt College, Bay House School, Cockermouth School and EOTAS - South East Cluster.

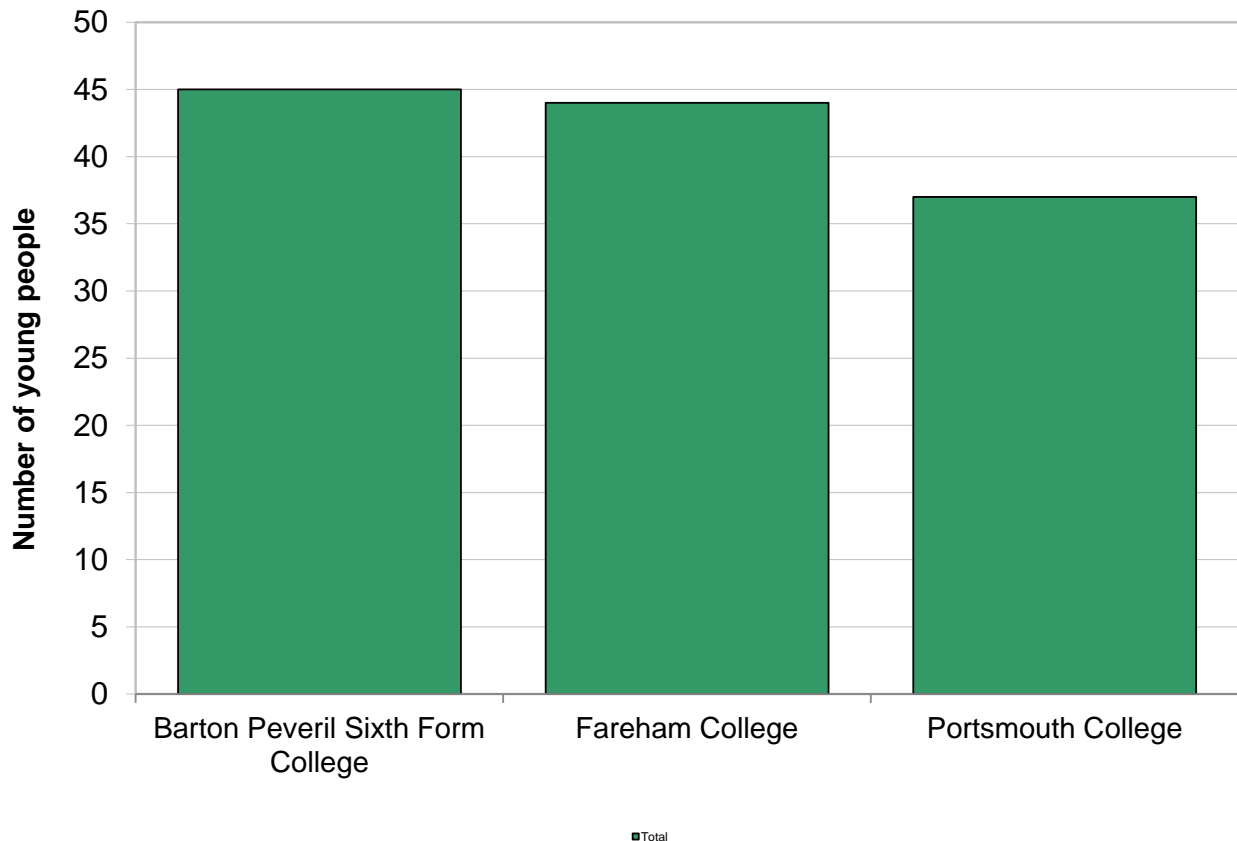
Table 15.

Establishment Attended	Total
Barton Peveril Sixth Form College	45
Fareham College	44
Portsmouth College	37
Grand Total	126

Graph 15 shows the number of people who have gone on to each educational establishment.

Graph 15.

Post 16 Establishments Attended - Establishment Level



Appendix

This appendix outlines how the DfE destination types have been grouped in the Activity Survey.

Booklet Category	DfE Destinations Included	Education and training	Meet the duty to participate	EET, NEET, NK
Sixth Form College/School	FTE – school sixth-form	FTE	Participating	EET
	FTE – sixth-form college	FTE	Participating	EET
FE College	FTE – further education	FTE	Participating	EET
Other Ed inc. Traineeship	FTE – higher education	FTE	Participating	EET
	Gap year students	-	Participating	EET
	FTE - other	FTE	Participating	EET
	Independent specialist provider	FTE	Participating	EET
	Traineeship	WBL	Participating	EET
Non-Emp Training (FT)	EFA/SFA funded WBL	WBL	Participating	EET
	Other Training	Other	Participating	EET
	Training through Work Programme	Other		EET
	Supported internship	WBL	Participating	EET
Emp (FT) inc. Apprenticeship	Apprenticeship	Apprentice	Participating	EET
	FT employment with study (regulated qual)	E&T	Participating	EET
	Employment with training (other)	-	-	EET
	Self-employment	-	-	EET
	Self-employment with study (regulated qualification)	E&T	Participating	EET
	Work not for reward with study (regulated qualification)	E&T	Participating	EET
EET (no RPA) inc. PT Emp	Part time education	PTE	-	EET
	Employment without training	-	-	EET
	Temporary employment	-	-	EET
	Part time employment	-	-	EET
	Reengagement provision	-	WT	EET
NEET - Available	Working not for reward	-	-	NEET
	Not yet ready for work or learning	-	-	NEET
	Seeking employment, education or training	-	-	NEET
NEET - Not Available	Carer	-	-	NEET
	Not available on religious grounds	-	-	NEET
	Unlikely ever to be economically active	-	-	NEET
	Not available – other reason	-	-	NEET
Other	Start date agreed - other	-	-	NEET
	Start date agreed (RPA Compliant)	-	WT	NEET
	Teenage parent	-	TB	NEET
	Illness	-	TB	NEET
	Pregnancy	-	TB	NEET
	Current situation not known	-	-	Not known
	Cannot be contacted	-	-	Not known
	Refused to disclose activity	-	-	Not known

Key:	Destination meets RPA	Destination does not meet RPA	Unknown/Moved Away
------	-----------------------	-------------------------------	--------------------

Glossary
PTE - Part Time Education
TB - Temporary Break
WBL - Work Based Learning
WT - Working Towards