



'Learning never exhausts the mind'

- Leonardo Da Vinci

Year 8 Homework Booklet

Name: **Tutor:**

Your teacher will refer to the page numbers when setting homework. Each page should take approx. 30-60 minutes.

Key Vocabulary for this term

Complete the word search below to help introduce you to words you will be hearing in Art this term. If there are any you have not heard before please do research them to help with your understanding. You will also see some important portrait Artists names have been included. Why not have a look at their work?



Did you know?

1. A **portrait** is a painting or a photograph of a person's face and its expression.
2. The purpose of a portrait is to show the likeness, personality, and even the mood of the person.
3. For this reason, in photography, a portrait is actually not a snapshot, but an image of a person in a still position.
4. A portrait normally shows a person looking directly at the painter or photographer.



Leonardo Da Vinci's Salvator Mundi

Why is this painting so famous?

It is so famous because


Close Up's of Facial Features

This page is for you to take your own close up photographs of an eye, nose and mouth. Print and place them in the middle boxes. Then in the last 3 boxes draw your photos using pencil. Try to exactly copy the different tones to help them look 3 dimensional.



Humans are capable of making 10,000 unique facial expressions



My examples



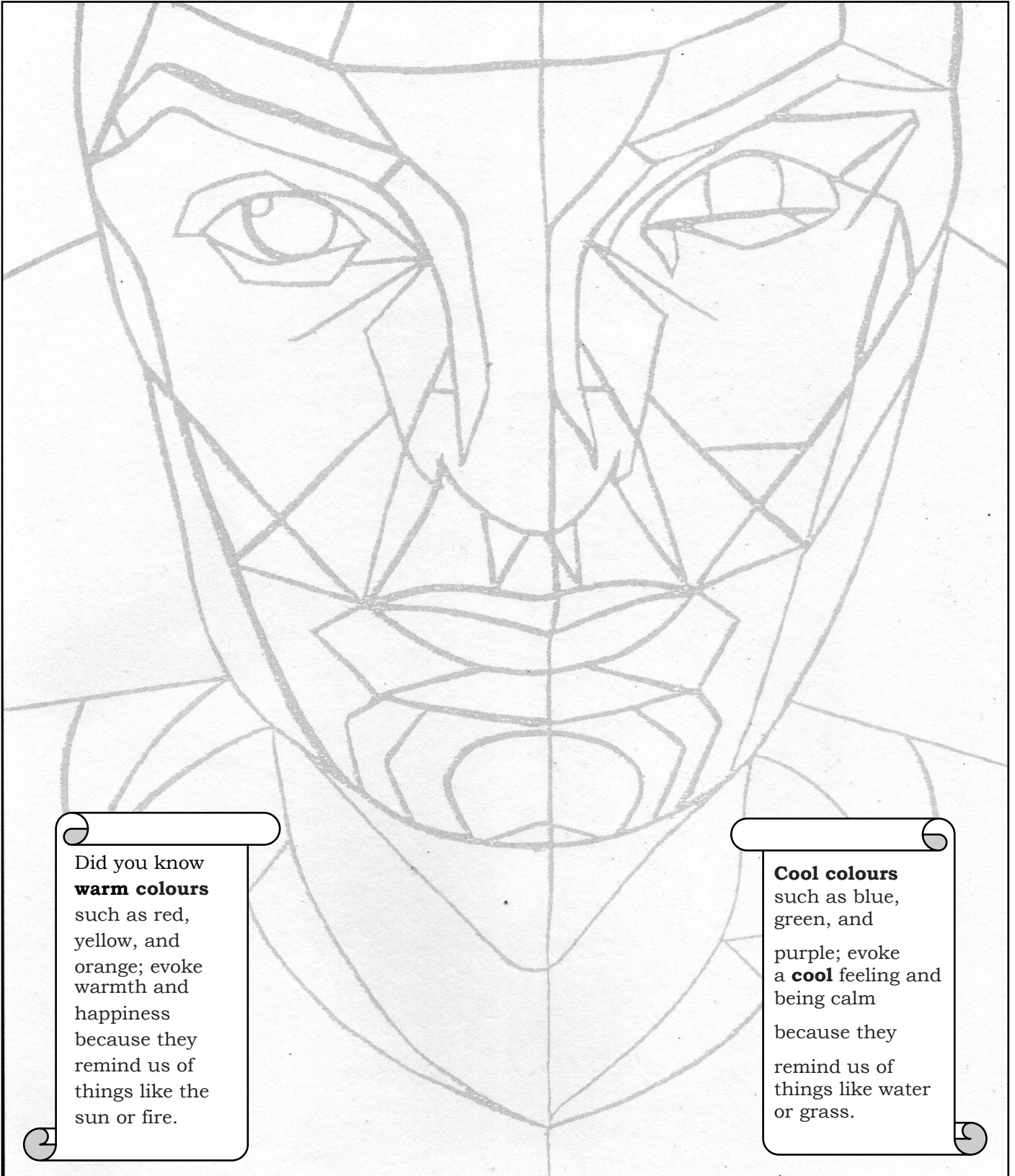
Your photographs



Your drawings

If you can't take/print your own photographs please find images online to use. If you are struggling to draw the features try looking on YouTube for step by step guides. The key is in the tonal shading!

Colours, Moods, Hot and Cold.



Did you know **warm colours** such as red, yellow, and orange; evoke warmth and happiness because they remind us of things like the sun or fire.

Cool colours such as blue, green, and purple; evoke a **cool** feeling and being calm because they remind us of things like water or grass.


Using watercolour paints, colouring pencils or felt tip pens (not Sharpies) colour in one side of the face with warm colours and the other with cool colours.

Which side do you prefer? Can you say why?.....
.....
.....

Luke Dixon



This page is for you to creatively present research about the contemporary artist Luke Dixon. Decorate your page using colours and patterns that you can see in his designs. Add more images of his portrait work. Do you like his work?



Personal Information

Facts

Your thoughts

Working in the style of Luke Dixon

One of the best way to discover how an artist creates their work is too copy them. This is a challenging but very rewarding task. In pencil, draw the missing side of this face by copying what you can see.




What went well? _____

What could you improve? _____

Research and present examples of an Art portrait from each of the Art movements listed.


My Historical Portrait Gallery

What is an Art Movement?




Renaissance

Date:
Artist:
Title:




Cubism

Date:
Artist:
Title:



Surrealism

Date:
Artist:
Title:




Digital

Date:
Artist:
Title:

Art portraits have changed over time because.....
.....
.....

Hattie Stewart

Write 5 facts about Hattie Stewart in the cloud below.




Doodle Bombing is _____

In the space below show 2 of your favourite Hattie Stewart Vogue designs. These should show a celebrity face that has been doodle bombed. Can you tell me why you like each design?

I like _____

Julian Opie

Write 5 facts about Julian Opie in the cloud below.



Can you explain what the British Sculpture Movement did? _____

In the space below show 2 of your favourite Julian Opie portrait designs. These should show a celebrity face that has been simplified. Can you tell me why you like each design?

I like _____

Similarities & Differences

Hattie Stewart and Julian Opie's work is similar because


Hattie Stewart and Julian Opie's work is different because

I like _____ work the most because _____

Produce a Self or family portrait in the style of either Hattie Stewart or Julian Opie.

This should be in the box below. You should create this using materials/ mediums that the artist would use. Make sure you really show your artists style!

This activity should take you 2-3 hours.

A large, empty rectangular box with a thin black border, intended for the student to create a self or family portrait in the style of Hattie Stewart or Julian Opie.